

Six Seconds Emotional Intelligence Assessment

SEI-YV Youth Group Report

Published by



School Sample: Lower Achievers

ID number:	9999993
Date created:	May 6, 2010
Group size:	86
Average age	13.60 years
Gender:	50 boys; 36 girls

Confidential

www.6seconds.org
1.650.685.9885 tel.

youth@6seconds.org
1.650.685.9880 fax



Value of your Group Report

This youth report provides a graphical display and description of the group's emotional intelligence, in comparison to their personal perception of general performance in life by way of specific barometers. It gives information about how this group typically deals with daily challenges and demands in life, and offers suggestions to further develop these on their way to become a well-rounded group.

The report is intended for both the youth and for adults who play a significant role in the group's life. To facilitate this, throughout the report we use two symbols:



First description:

Comments made next to the bell offer a concrete explanation of the concepts in simple terms.



Supportive description:

Comments made next to the clock expand somewhat on the first description in a slightly more abstract way, offering an alternative perspective and stimulating further thought.

The SEI-YV assessment that this group completed recently, resulted in a self-report of their psycho-social development. It provides an initial impression of how the group collectively views its social and emotional abilities on a daily basis.

The scores are compared against those of a large prescribed sample that is continually updated to ensure a fair and realistic basis for comparison. The scores are reflective of young people's previous educational and environmental experiences, and predictive of personal achievement, life quality, relationship satisfaction, good health, and self-efficacy.

The Concept of Emotional Intelligence

Before you jump into the assessment results, briefly consider what emotional intelligence is and why it is important. During the assessment the group provided some ideas, and based on our own research and learning, we will share with you some of our own.

What is Emotional Intelligence?

The group had varying ideas about what emotional intelligence is. These are randomly provided in Appendix A.

By comparison, Six Seconds says that emotional intelligence (also called EI) is being smart with feelings. This means paying attention to emotions and understanding them; then using that insight to make the best possible decisions. Emotions are sources of information about you and about others – your emotional intelligence lets you use that information in a superb way.

When we measure emotional intelligence and get a score, it is expressed as an Emotional Quotient, or EQ.

Why is EQ Important?

Six Seconds says that emotional intelligence is important because it provides a good foundation for feeling healthy, having quality relationships, being satisfied with life, having various personal achievements, and exercising self-efficacy. In short, good emotional intelligence capability enables you to thrive in life.

In addition, the group provided their ideas about why emotional intelligence is important. These are provided in no specific order in Appendix B.



Against this background you are now ready to look at the results of the group's assessment.





Taking Stock on the Group's Life

It is helpful to gauge how the group is doing now so you and/or they can set goals for the future. In particular, we are looking at five different barometers that tell you how the group is doing in life at the moment. A barometer is an indicator or a measure that you can use independently or in combination when taking stock on the group's life.



1. GH – Good Health

-  Eating healthy food, being active, and feeling fit
-  Valuing nutrition, feeling energized; being able to participate physically and mentally



2. RQ – Relationship Quality

-  Feeling that you have friends and adults to talk to and rely on at all times
-  Actively participating in a social network in a variety of ways; being able to foster high self-regard through constructive relations with others



3. LS – Life Satisfaction

-  Feeling happy overall and finding joy in yourself, others, and life in general
-  Feeling content and balanced; being able to keep events and experiences in perspective, whether challenging or successful

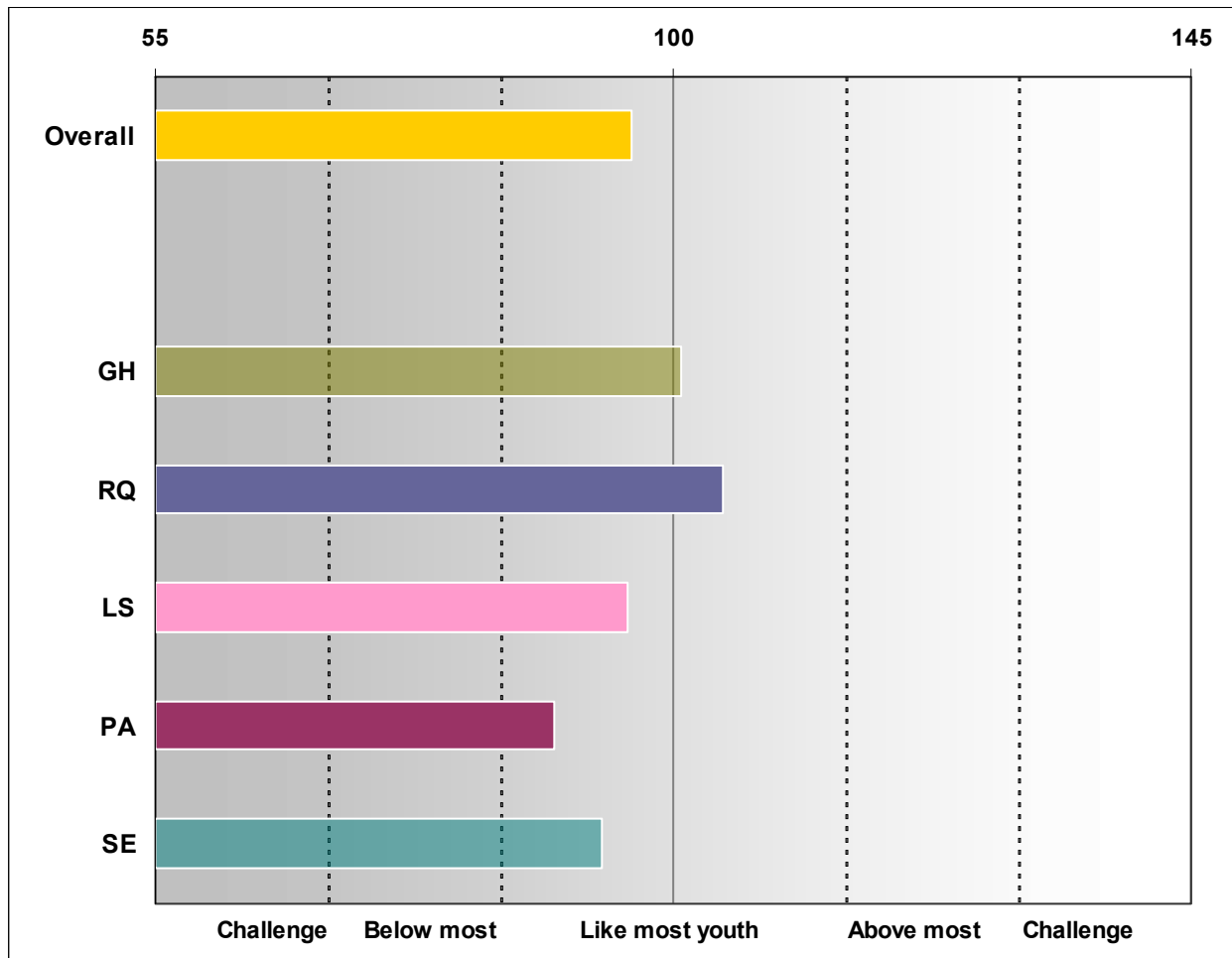
4. PA – Personal Achievement

-  Doing well in sports, studies, hobbies, and volunteer activities; completing tasks
-  Being diligent and conscientious; attaining successes, fulfilling goals; being able to consistently accomplish objectives

5. SE – Self-Efficacy

-  Doing things in moderation and thinking before you act; feeling in charge of yourself
-  Delaying gratification, suspending indulgence, channeling personal delight; being able to resist or delay strong feelings, exercise restraint, and control temper

Graphing the Group's Barometers of Life



Scales – Copyright © 2007 Six Seconds. All rights reserved.

GH – Good Health **RQ** – Relationship Quality **LS** – Life Satisfaction **PA** – Personal Achievement **SE** – Self-Efficacy
Overall – All the life barometers together

Tips for Reading the Group's Barometer Graph

The average score for the barometers of life is set at 100 (the solid vertical line in the middle of the graph) with the graph drawn to stretch in 15-point intervals to either side of 100. Just like a bell shape, most individual youth ($\pm 70\%$) score within the first two dotted lines around 100. Increasingly fewer people score away from the midline. When looking at group results, the scores will gravitate to the midpoint.

Bars lying in the area of 'Above most' are desirable, together with a balance between the five different barometers. An extremely high (or low) score may be seen as a challenge for the group. The five barometers displayed above are impacted by the group's EQ (profiled next). Research shows that a strong and balanced EQ profile provides a good foundation for feeling healthy, having quality relationships, being satisfied with life, having various personal achievements, and exercising self-efficacy. The group EQ profile will help you understand why certain aspects of life feel easy and why others are a challenge. The scores show what the group can do more of, or even less of in making the most of their life journey.

The Pursuits of Emotional Intelligence

The SEI underscores an action model of EQ. Emotional intelligence reflects your capacity to perceive, use, understand, and manage emotion, which is put into action through three pursuits that make up the 1-2-3, K-C-G model.

A pursuit is a search or a quest for specific aspects that will help us get ahead in life with a smile. The Know-Choose-Give model is our pathway for getting there. This K-C-G model can be described as follows:

1. **K**now Yourself:

Self-awareness

- 🔔 Noticing what you do, in other words, becoming more aware
- 🕒 Recognizing patterns and feelings lets you understand what 'makes you tick', and is the first step to growth

2. **C**hoose Yourself:

Self-management

- 🔔 Doing what you mean, in other words, becoming more intentional
- 🕒 Building self-management and self-direction allows you to consciously direct your thoughts, feelings, and actions (versus reacting unconsciously)

3. **G**ive Yourself:

Self-direction

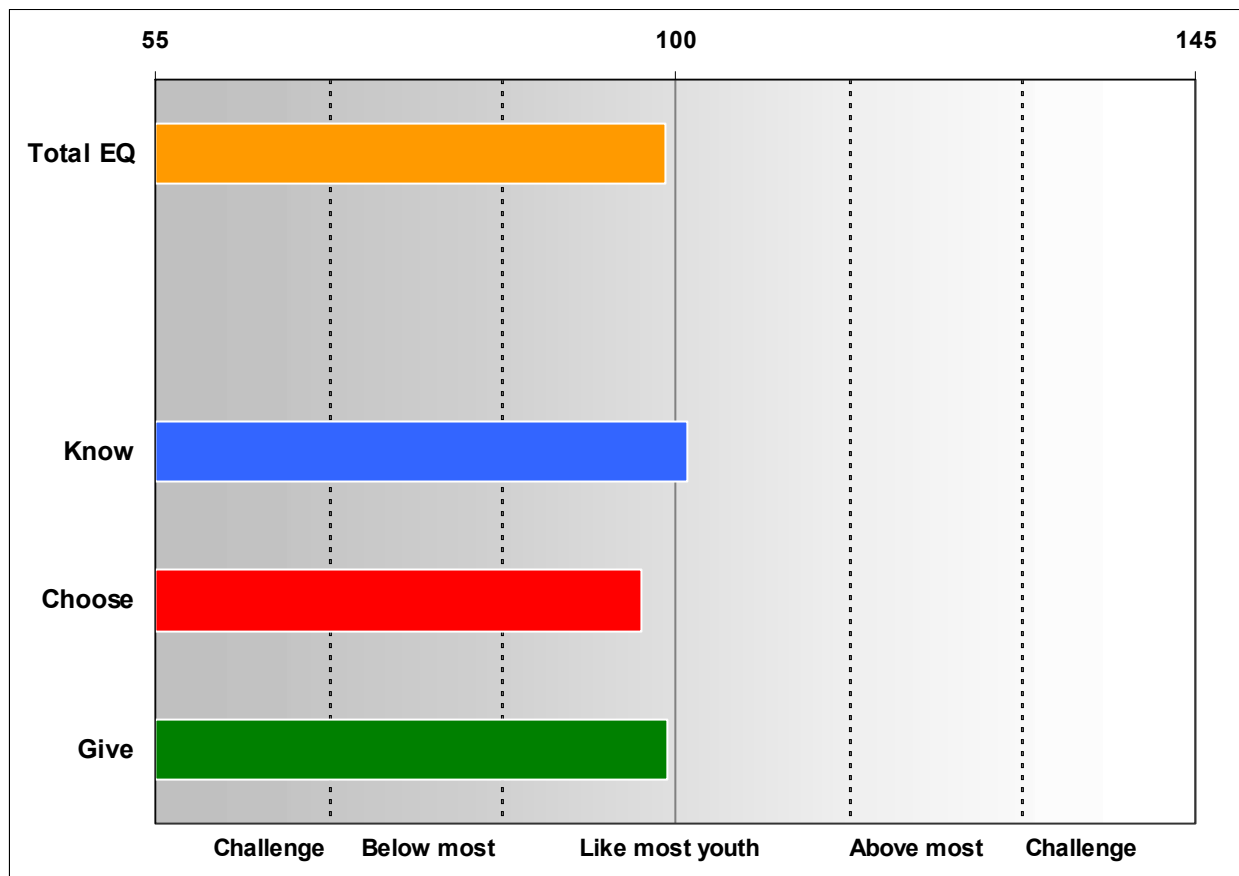
- 🔔 Doing it for a reason, in other words, becoming more purposeful
- 🕒 Aligning your daily choices with your larger sense of purpose unlocks your full power and potential. It comes from using empathy and principled decision-making to increase wisdom



Tip for Remembering the K-C-G Model

Notice how each pursuit is associated with a specific color. This will help you recognize the different parts of the K-C-G model.

The Group's Overview Emotional Intelligence Profile



Scales – Copyright © 2007 Six Seconds. All rights reserved.

Know – Know Yourself

Choose – Choose Yourself

Give – Give Yourself

Total EQ – K-C-G together

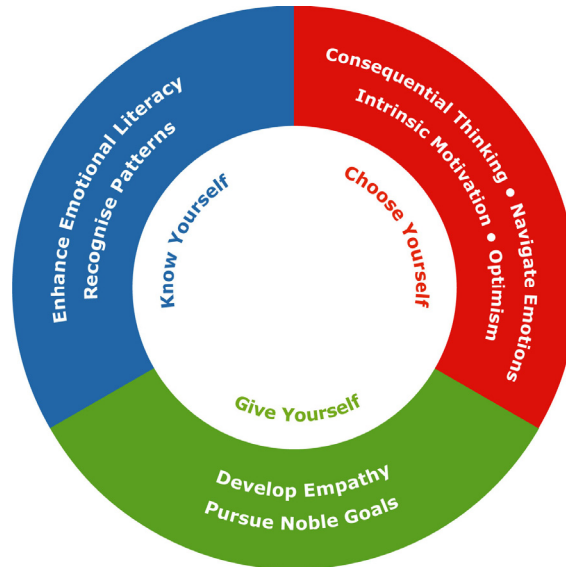
Tips for Reading the Group's Overview Graph

The average score for emotional intelligence performance is set at 100 (the solid vertical line in the middle of the graph) with the graph drawn to stretch in 15-point intervals to either side of 100. Just like a bell shape, most youth ($\pm 70\%$) score within the first two dotted lines around 100. Increasingly fewer people score away from the midline. When looking at group results, the scores tend to gravitate to the midpoint of their EQ profile.

Bars lying in the area of 'Above most' are desirable, together with a balance between the three different pursuits. An extremely high (or low) score may be seen as a challenge for the group.

1. Assess where the group's Total EQ lies on the horizontal axis. Is this high? Is this low? Is this too high or too low?
2. Is the score for *Know Yourself* higher than the scores for *Choose Yourself* or *Give Yourself*? What is the balance between K-C-G?
3. Is the group's profile what you expected? Why, or why not?

The Eight Emotional Intelligence Competencies



Six Seconds defines a healthy, mature group as consisting of individuals who recognize the complexity of life, know who they are, have a defined path to follow, and retain a zest for life. As such, we specify eight competencies as being critical for sustaining and promoting life to the fullest under the pursuits of emotional intelligence.

Competencies are emotional smarts that the group has or are learning to use effectively in everyday life. The eight EQ competencies, or capabilities, are briefly listed below:

Know Yourself: Self-awareness

1. EEL – Enhance Emotional Literacy

- 🔔 Paying attention to and talking about your own feelings
- 🕒 Recognizing and appropriately expressing emotion; being able to identify and interpret multiple and conflicting emotions

2. RCP – Recognize Patterns

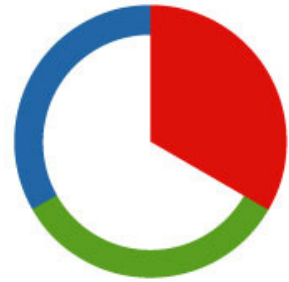
- 🔔 Seeing how you usually react in the same way, and whether this habit works for you or not
- 🕒 Identifying reactions and choices; being able to identify both positive and negative habits, and/or repetitive behaviors



Choose Yourself: Self-management

3. ACT – Apply Consequential Thinking

- 🔔 Understanding how your feelings influence you to do things so that you are careful about your choices
- 🕒 Evaluating the costs and benefits of choices before acting; being able to assign weight and evaluate the cost and benefit of choices and actions



4. NVE – Navigate Emotions

- 🔔 Learning how to handle feelings (especially the strong ones)
- 🕒 Becoming skilled at transforming feelings; being able to choose an appropriate feeling or mood based on the context

5. EIM – Engage Intrinsic Motivation

- 🔔 Responding and acting on your own feelings rather than those of other people
- 🕒 Building internal energy and drive; being able to establish and move towards goals based on internal rewards

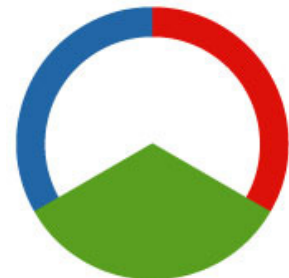
6. EOP – Exercise Optimism

- 🔔 Believing that you have choices and feeling hopeful
- 🕒 Identifying multiple options for changing the future; being able to explain adversity as a temporary and an isolated situation that can be changed with personal effort

Give Yourself: Self-direction

7. ICE – Increase Empathy

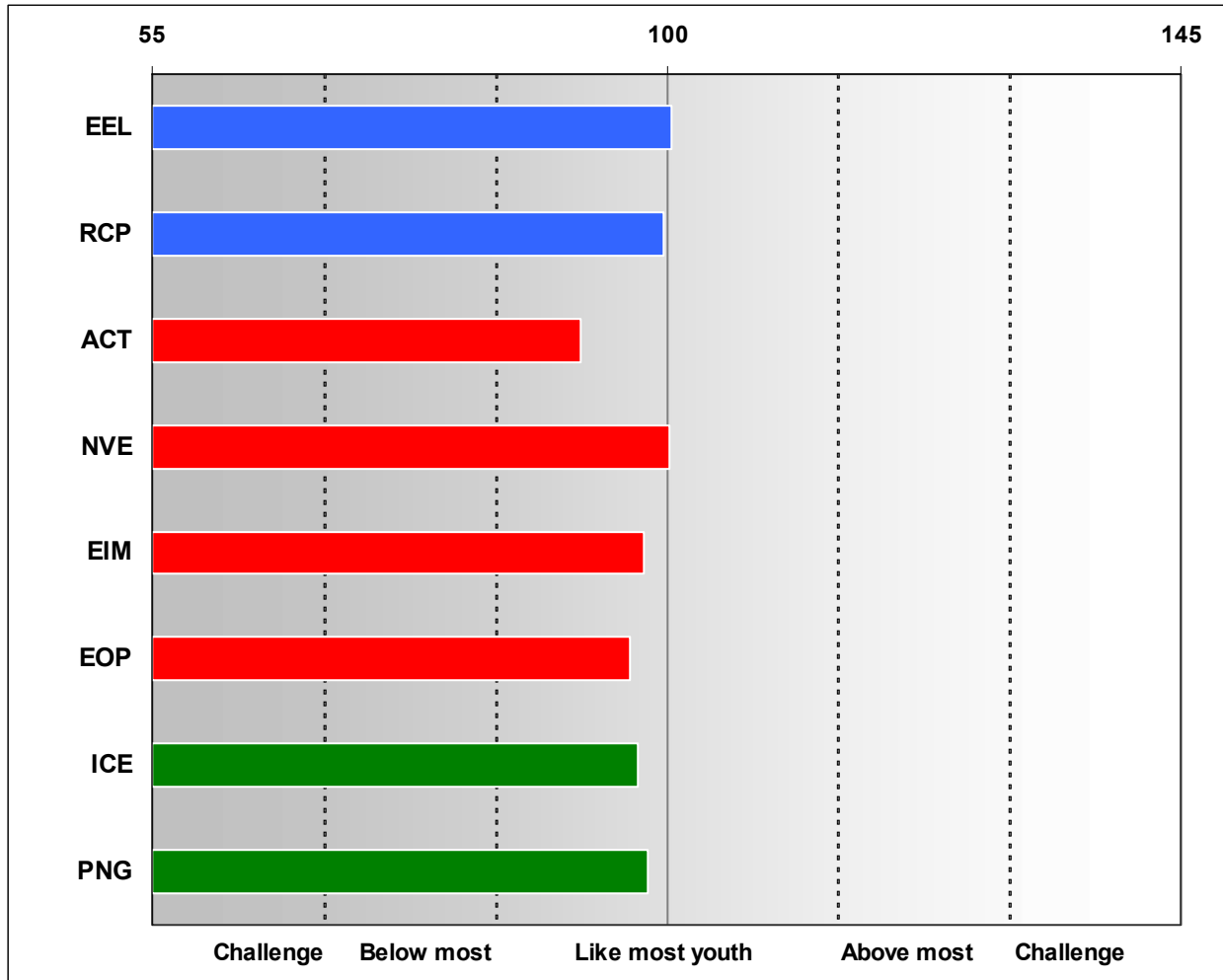
- 🔔 Being gentle with other people's feelings
- 🕒 Responding appropriately to others' feelings; being able to feel concern that comes from imagining the plight of another person



8. PNG – Pursue Noble Goals

- 🔔 Using your feelings to extend kindness and service to others
- 🕒 Aligning daily choices with principles and purpose; being able to extend kindness and service to others, such as friends, family, the community, and strangers, and/or being able to participate regularly in pro-social acts, such as sharing, cooperating, and helping without expecting personal benefit or reward

The Group's Detailed Emotional Intelligence Profile



Scales – Copyright © 2007 Six Seconds. All rights reserved.

EEL – Enhance Emotional Literacy **ACT** – Apply Consequential Thinking **NVE** – Navigate Emotions **ICE** – Increase Empathy
RCP – Recognize Patterns **EIM** – Enhance Intrinsic Motivation **EOP** – Exercise Optimism **PNG** – Pursue Noble Goals

Tips for Reading the Group's Detailed Graph

1. Assess where the group's scores lie on the vertical axis. Are they all high? Are they all low? Are some high and some low? Are any extremely high or extremely low?
2. Which are the one or two strengths? Which are the one or two challenges?
3. Are the scores of *Know Yourself* higher than those in *Choose Yourself* or in *Give Yourself*? What is the balance between K-C-G?
4. Is there one distinctly high score in each of K-C-G? What is the balance in scores between each of the K-C-G?
5. Is the group's profile what you expected? Why, or why not?

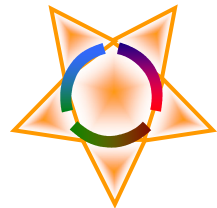
How Believable are the Group's Scores?

This report is a brief snapshot of the group's emotional intelligence as it relates to their current experience of life. It is directly based on their answers to the assessment, and is not a complete picture. To finish the picture, you need to think about the group's level of self-awareness, ask how they were feeling when they took the SEI, and also consider what else you know about them. How do they typically handle emotions? What would their close friends say? What would their teachers or parents say? It may be a good idea to do the assessment after regular time intervals to track the group's EQ growth.

Does the Group's Gender and Age affect EQ?

Sometimes people wonder if barometer or EQ scores are affected by gender or age. Six Seconds' research on EQ for youth says "no, but ...". In general, youth of all ages, and boys and girls score similarly on the SEI-YV. There are two EQ competencies in which girls score moderately higher than boys, namely *Navigate Emotions* and *Increase Empathy*. In addition, the scores of the oldest youth are moderately more consistent than that of the younger youth. Interestingly, younger youth view their life barometers as moderately more positive than older youth. The score differences for these mentioned aspects are at most five points. It is important to remember that all the EQ competencies can be developed, just as skills can be learned if you work at them.

If there is no noticeable difference between the average scores of youth in different age groups, does this mean that a group of seven-year-olds is equally mature in their feelings as a group of sixteen-year-olds? No – most of the time. It means that on average, youth of all ages have the same emotional capacity and potential to deal with the way life is at their specific age and development level. We have similar numbers of male and female youth with low, average, and high EQ across all age groups. True to the Six Seconds model, emotional intelligence in action just plays out differently at each age level.



Conclusion

Do you want to improve the group's emotional intelligence? One of the best ways is to think about their strengths and how to use them more. We challenge you to think about their feelings, how you might change them, and why or when it may be helpful to do so.

The results in this report are focused on this specific group as its EQ is at the moment. It is possible to obtain EQ profiles of youth who are sub-grouped into meaningful categories for use in classrooms, with sports teams, club members, etc. Six Seconds offers supplementary materials, training and services to aid in this. For example, a *Development Guide* with comprehensive EQ competency descriptions and exercises is available separately. Please inquire for more information.

We'd love to hear how this report has been helpful and hope the group will thrive in its life journey! Contact Six Seconds by phone 1.650.685.9885, or email us at youth@6seconds.org.

Anabel L Jensen, PhD
Carina Fiedeldey-Van Dijk, PhD

Counselor's Section

The results reported so far are supported by mathematical and statistical findings that are presented in this section. The Counselor's Section serves as the backbone for the above results. The next pages detail the group's assessment results in table and numerical formats, show the impact of EQ competencies on the life barometers, and comment on the validation of the responses.

It is highly recommended that this report is viewed with a practitioner who is well versed in the K-C-G model of Six Seconds and comfortable with psychometrics to alleviate any questions that may exist. For a more comprehensive discussion of the EQ competencies with pointers for further development, please consult the supplementary *Development Guide* available separately.

General Frame of Mind

It is helpful to consider the youth's general frame of mind and feelings at the time of the assessment to fully appreciate the group's EQ profile and success in life at that time. In particular, on average the youth responded as follows:

	Average	Min	Max
I feel great	3.88	2	5
I think positively	3.67	1	5
I am in a good mood	3.77	2	5

1- Almost Never 2 – Seldom 3 – Sometimes 4 – Often 5 – Almost Always

Assessment Scores

	Average	Min	Max	Range	SD	
Overall	96	67	113	46	10.38	
Barometers of Life	Good Health	101	64	138	74	14.30
	Relationship Quality	104	79	125	45	10.71
	Life Satisfaction	96	72	124	52	12.77
	Personal Achievement	90	63	98	35	9.05
	Self-Efficacy	94	70	115	45	10.18
Total EQ	99	71	132	60	13.59	
Pursuits	Know Yourself	101	67	131	64	13.44
	Choose Yourself	97	54	136	82	14.62
	Give Yourself	99	62	129	66	14.16
EQ capabilities	Enhance Emotional Literacy	100	60	138	78	14.02
	Recognize Patterns	100	63	127	63	13.87
	Apply Consequential Thinking	93	56	127	71	15.60
	Navigate Emotions	100	62	133	72	14.40
	Engage Intrinsic Motivation	98	56	133	77	15.47
	Exercise Optimism	97	57	130	73	14.84
	Increase Empathy	98	68	129	60	13.26
	Pursue Noble Goals	98	55	127	73	14.77

Scores are standardized with an average of 100 and one standard deviation of 15

Exploring the Barometer and EQ Group Scores

The graphed and tabled barometer and EQ scores are simply an averaging of all individual youth scores. Under normal circumstances we assume that these averages accurately represent the scores of each youth in the group, meaning that the group scores account for every group member.

This assumption may not be true for every group, or even every barometer and EQ score. We look at two perspectives to further explore the story behind the reported scores and gain a deeper perspective on what the barometer and EQ scores might tell us.

Dispersion of scores

Range

A calculation of the range scores involves identifying the two individual scores that are highest and lowest in the group. (No personal identification is needed.) When we subtract the minimum score from the maximum score, the difference is called the range of scores. These are provided on the previous page.

Ideally we want the range of scores for each barometer and EQ scale to be small, as this means that all individual scores lie close to the reported group average. In this case the average is a good representation of the group as a whole. A large range of scores warrants further investigation and discussion of what may be the reasons for this.

Note that an extreme minimum or maximum value (also called an outlier) may exaggerate the picture most other scores within the group lie close to the reported average score. For this reason we also look at the standard deviation.

Standard deviation

The spread of scores around the group average relative to the number of youth in the group is often expressed as a descriptive statistic called the standard deviation (or SD for short). This statistic becomes increasingly relevant with a large group size.

Ideally we want the standard deviation score for each barometer and EQ scale to be small, as this means that all individual scores lie close to the reported group average. In this case the average is a good representation of the group as a whole. A large standard deviation score warrants further investigation and discussion of what may be the reasons for this. Note that a very small standard deviation score may point to little diversity in the group, which may be desirable under certain circumstances, and simultaneously limiting under other circumstances.

It is complex to pin down fixed cut-offs for interpreting the standard deviation score, but in the case of EQ a healthy standard deviation score usually lies in the mid 10-15 range. The group SD scores are provided in the table on the previous page.

Gender and age differentiation

Another approach to consider the accountability of group average scores is through looking potential barometer and EQ score differences among sub-groups. For example, it may be possible to differentiate between boys and girls, or age groups beyond what is known from the norm sample.

		Boys	Girls	7-10 yrs	11-13 yrs	14-15 yrs	16-18 yrs
	Overall	97	96	100	93	96	96
Barometers of Life	Good Health	100	102	102	97	101	100
	Relationship Quality	104	105	107	103	104	105
	Life Satisfaction	96	96	101	92	97	95
	Personal Achievement	89	90	90	90	88	90
	Self-Efficacy	95	92	97	91	95	92
	Total EQ	97	102	101	96	97	104
Pursuits	Know Yourself	99	104	104	98	101	103
	Choose Yourself	96	98	101	90	95	103
	Give Yourself	97	103	97	101	97	106
EQ capabilities	Enhance Emotional Literacy	98	103	103	98	99	103
	Recognize Patterns	98	102	102	97	100	101
	Apply Consequential Thinking	91	95	94	84	94	96
	Navigate Emotions	100	101	100	98	100	103
	Engage Intrinsic Motivation	97	99	103	94	96	103
	Exercise Optimism	97	97	104	90	93	105
	Increase Empathy	95	101	95	99	97	100
	Pursue Noble Goals	96	101	96	99	95	107
Group size (scores shown only if ≥ 3)		50	36	14	17	34	19

Other differentiations are possible depending on how this group is characterized. Enquire at Six Seconds for more options. In this report we consider score differences between boys and girls, and between specified age categories where appropriate, provided that there are at least three youth in each sub-group. Age categories that are not applicable to this group are left blank in the table above.

Importance of score differences

When do the differences between two columns (e.g., between boys and girls, or between different age categories, or between a demographic column and that of the total group's scores) have practical significance? A quick way to determine this is by using the following guideline:

Consider a difference score for any of the barometers, pursuits or competencies.
If this number lies*:

- In the range of 0 – 3 points, the difference is of small practical significance
- Around 4 – 9 points, the difference is of medium practical significance
- Is 10 points or more, the difference is of large practical significance

We recommend that you accommodate large sub-group differences in your action plan.
Proceed with caution where these differences are based on sub-group sizes smaller than 10.

* Based on the interpretational guidelines of Cohen's *d*, an accredited statistic for the calculation of effect size

Next Steps

The results in this report can be used in multiple ways. Two natural steps are offered below – there are many more. At the base one can choose to focus on the EQ profile only, on the barometers profile only, or by putting the two together for deeper insight and learning opportunities. Choose a next step that is most appropriate for the unique situation of the group.

1. Focus on EQ

As a first application and entry step, one may choose to focus on the EQ scores that are the highest (strengths that appear to help the group thrive) and lowest (challenges that can be overcome through further personal development of the group and/or individual). This may be done for the purpose of:

- ⊕ Group development
- ⊕ Comparing groups over time or within a set group characteristic
- ⊕ Matching or tracking groups with similar strengths
- ⊕ Matching or tracking groups with different strengths
- ⊕ Selecting groups on the basis of specific EQ competencies
- ⊕ Determining dominant learning styles within the group

The possibilities are as wide as one's own creativity! Use the diagram below to plot an action plan around it if desired:



Next Steps (continued)

2. Benchmarking the Life Barometers

As an intermediate or advanced step, combine the results from the life barometers with the results of the group's EQ profile. This has been prepared in a convenient EQ Yardstick format on the next page.

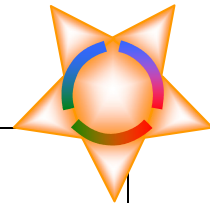
While the further development of all eight EQ competencies will be beneficial to the group and the individual youth it consists of, the EQ Yardstick reveals which EQ competencies, in particular order as provided in the mid-column of the table, contribute most to each of the five barometers of life. The EQ competencies were determined by statistical predictions based on the prescribed sample that was used to standardize the EQ and barometer profiles.

Choose a life barometer that is of particular importance in the particular situation of the group. This may be tied to a:

- ⊕ Personal goal
- ⊕ Learning objective
- ⊕ Targeted benchmark
- ⊕ Shared group or institution value

Consider ways in which the identified EQ competencies can help realize the focus of contact with the group. Track the progress and outcome to show successes – contact Six Seconds if assistance is needed in planning this.

Use the tips below to assist the group in reading their EQ Yardstick.



Tips for Reading the Group's EQ Yardstick *(next page)*

1. Which barometer do you choose to focus on? You may choose one or two that lies most in the interest of the group.
2. Assess whether the group's EQ competency scores lie close to the barometer score. Are the bars similar height? If so, the group will benefit from developing or strengthening all three or four EQ competencies to lie closely to the horizontal barometer line.
3. Which EQ competencies are not in full alignment? Is this EQ competency a lot lower than the others? If so, work on strengthening this competency. Is this competency a lot higher than the others? If so, try to tone down the group's over-reliance on this competency.
4. Pay attention to the supporting competencies within the K-C-G model in your focus above.

Group EQ Yardstick

Barometer	Most Significant EQ Contributors	Effect										
<p>Good Health</p> <p>101</p>	<p>EIM – Engage Intrinsic Motivation 98</p> <p>PNG – Pursue Noble Goals 98</p> <p>EEL – Enhance Emotional Literacy 100</p>	<table border="1"> <caption>Effect on Good Health</caption> <thead> <tr> <th>Contributor</th> <th>Value</th> </tr> </thead> <tbody> <tr> <td>EIM</td> <td>98</td> </tr> <tr> <td>PNG</td> <td>98</td> </tr> <tr> <td>EEL</td> <td>100</td> </tr> </tbody> </table>	Contributor	Value	EIM	98	PNG	98	EEL	100		
Contributor	Value											
EIM	98											
PNG	98											
EEL	100											
<p>Relationship Quality</p> <p>104</p>	<p>PNG – Pursue Noble Goals 98</p> <p>EOP – Exercise Optimism 97</p> <p>ACT – Apply Consequential Thinking 93</p>	<table border="1"> <caption>Effect on Relationship Quality</caption> <thead> <tr> <th>Contributor</th> <th>Value</th> </tr> </thead> <tbody> <tr> <td>PNG</td> <td>98</td> </tr> <tr> <td>EOP</td> <td>97</td> </tr> <tr> <td>ACT</td> <td>93</td> </tr> </tbody> </table>	Contributor	Value	PNG	98	EOP	97	ACT	93		
Contributor	Value											
PNG	98											
EOP	97											
ACT	93											
<p>Life Satisfaction</p> <p>96</p>	<p>EOP – Exercise Optimism 97</p> <p>PNG – Pursue Noble Goals 98</p> <p>EEL – Enhance Emotional Literacy 100</p>	<table border="1"> <caption>Effect on Life Satisfaction</caption> <thead> <tr> <th>Contributor</th> <th>Value</th> </tr> </thead> <tbody> <tr> <td>EOP</td> <td>97</td> </tr> <tr> <td>PNG</td> <td>98</td> </tr> <tr> <td>EEL</td> <td>100</td> </tr> </tbody> </table>	Contributor	Value	EOP	97	PNG	98	EEL	100		
Contributor	Value											
EOP	97											
PNG	98											
EEL	100											
<p>Personal Achievement</p> <p>90</p>	<p>EIM – Engage Intrinsic Motivation 98</p> <p>EOP – Exercise Optimism 97</p> <p>PNG – Pursue Noble Goals 98</p>	<table border="1"> <caption>Effect on Personal Achievement</caption> <thead> <tr> <th>Contributor</th> <th>Value</th> </tr> </thead> <tbody> <tr> <td>EIM</td> <td>98</td> </tr> <tr> <td>EOP</td> <td>97</td> </tr> <tr> <td>PNG</td> <td>98</td> </tr> </tbody> </table>	Contributor	Value	EIM	98	EOP	97	PNG	98		
Contributor	Value											
EIM	98											
EOP	97											
PNG	98											
<p>Self-Efficacy</p> <p>94</p>	<p>ACT – Apply Consequential Thinking 93</p> <p>RCP – Recognize Patterns 100</p> <p>PNG – Pursue Noble Goals 98</p> <p>ICE – Increase Empathy 98</p>	<table border="1"> <caption>Effect on Self-Efficacy</caption> <thead> <tr> <th>Contributor</th> <th>Value</th> </tr> </thead> <tbody> <tr> <td>ACT</td> <td>93</td> </tr> <tr> <td>RCP</td> <td>100</td> </tr> <tr> <td>PNG</td> <td>98</td> </tr> <tr> <td>ICE</td> <td>98</td> </tr> </tbody> </table>	Contributor	Value	ACT	93	RCP	100	PNG	98	ICE	98
Contributor	Value											
ACT	93											
RCP	100											
PNG	98											
ICE	98											

Credibility of the Results

Missing items

To enhance the credibility of the results, the average number of items is monitored to which the youth has not provided a response for whatever reason.

Average number of missing items **0**

If the average number of missing items exceeds 6, the results above may be deemed of questionable validity. This is consistent with a 94% completion of all 94 Likert scale statements in the SEI assessment, which is set as the minimum requirement for the validity of the results.

Response inconsistency

Six Seconds combats possible random responding (i.e., completing the assessment without reading the items) through ten items in the survey that are paired based on similar wording. A person with reasonable self-knowledge should answer these item pairs with ratings that lie close to each other.

Average response difference between item pairs **4.07**

If the average response inconsistency score is higher than 5, the results reported here may be deemed of questionable validity. This means that random responding should be explored as a possible reality, or else a substantial number of youth in the group may not have sufficient self-knowledge to have answered the survey truthfully. In this case one might choose to ask an individual who knows the youth very well and has regular contact with him/her, to complete the assessment on behalf of the youth in the group.

Positive impression

The assessment is sensitive towards an impression that the graphed profiles are overly positive. This may occur for a multitude of reasons, for example, test apprehension, social desirability, high achievement orientation, a life coping strategy, and others.

Standardized positive impression score **99**

The degree to which an inflated profile may be evident is compared with the likelihood of this occurring in a large, prescribed sample. If the average positive impression score exceeds 120, the graphed profiles are possibly overly positive. If the score exceeds 135, the graphed profiles are probably overly positive and invalid. This needs to be explored further before making definite conclusions. A positive impression score of 100 is considered to be average.

Youth's Unedited Comments from the Assessment

The youth had an opportunity to provide additional thoughts and feelings at the end of the survey. These are randomly listed in Appendix C.

Cautionary Remark

The SEI Emotional Intelligence Assessment for Youth was not developed for the direct purpose of detecting pathology. Any such interpretations made from the findings in this group report should be verified with other means of identification. The user is encouraged to use this report in combination with other sources of comparative information.

The report provides a visual display of a group's current level of emotional intelligence based on the Six Seconds model, and how this compares with five barometers of life success. These serve as a useful guideline for an array of applications that the youth, counselor, teacher, or parents can choose to utilize.

More from Six Seconds

Other report options and supplements are available from Six Seconds. These are:

EQ for youth and families

SEI-YV Individual Summary Report (no additional assessment required)

SEI-PYV Individual Summary Perspective Report (from the perspective of an adult or trusted peer who knows the youth well)

SEI-PYV Group Report (needs at least three youth to be recognized as a group)

One-to-One EQ Coaching; EQ for Families Curriculum; SEI-YV Development Guide

EQ for adults

SEI Strengths Report; SEI Leadership Report; SEI Development Report

SEI-360; SEI Group Report; SEI Competency Modeling Group Report

EQ Leadership Tele-class; One-to-One EQ Coaching

For climate and morale

Organizational Vital Signs (OVS) for the workplace

Assessment of School Culture (ASC) for youth school and sport teams

For coaching

EQ Action Log

EQ Learning Journal

For training

Emotional Literacy Museum

Sneetch Marbles Activity

Choose or Loose Cards

Empathy Cards; Selling with EQ

Self-Science, EQ Leader Curriculum

Inside Path to Change Curriculum

Appendix A: What is Emotional Intelligence?

Emotional Intelligence is ...

?

a way to prove someone's emotions

a understanding of your emotions

brains

developed social skills

don't know

e.i

emotional things that happen to you

having emotional smarts

how a person handles their emotions.

how I handle life.

how my brain works.

how smart I think

how strong I am emotionally

how well does one individual think

how you deal life problem

how you deal mentally with ordeals through life

how you emotional handle things in life

how you feel about knowing events occurring

how you handle your emotions

important

important

important in social life

intelligence in feelings

is the intelligence of your emotion

it's a class that helps me to imagine and know more about my thoughts

it's what we know about our feelings

knowing how to control your emotions

knowing how to handle yourself in different situations

knowing what your emotions are and how you handle them

knowledge through emotions. sports will make you smarter and feel better

los sentimientos que expresamos

n/a

no clue

no idea

not sure/ don't know

reactions to situations

the ability to read people's emotions

the ability to appreciate and understand different people's emotions and their reasons for that emotion.

the first reaction when asked a question.

the way you handle your emotional

to be smart

to know how to use your emotions

when you know what kind of emotions you are experiencing

Appendix B: Why is Emotional Intelligence important?

Emotional Intelligence is important because ...

?

because it will be we useful in our lives

because you have to know how to control yourself

because you will be unbalance

compulsary

desarrolla durante nuestras vidas los sentimientos

don't know

helps us be more successful

helps us to understand how other people might feel

i don't know

i need it

it can be put to use and come in handy

it helps me grow up

it helps me to cope with life emotionally

it helps me to imagine and learn my feelings

it helps me to see how I make decisions.

it helps people interact with each other

it helps to be successful in life and it also helps you better understand things.

it helps to solve big problems through conversations

it helps us understand how people are acting through their body language and their emotions

it helps you to become a better adult

it identifies reactions to situations

it is how you handle your emotions

it is key to have it when you're under pressure and making a decision

it is key to have it when you're under pressure and making a decision

it makes you know if you are a loner or a very social guy

it shows the emotions of a person.

it shows how strong a person really is

it tells how smart I am.

it will help me in my life

it will help us to identify different people's emotions and help us to reason with those different emotions.

its emotional

n/a

no clue

to control your mind

to help you when you're bigger

we need it to understand who we are and how we act

with it it allows people to understand people

you get to learn and understand more about your emotions

you might be experiencing a helpful emotion (like love) and thinking it's a harmful emotion (like hatred)

you must be able to understand how to deal with certain situations

you need to know how to react to events

you will need to think things out your whole life

Appendix C: Unedited Comments

Other thoughts and feelings that I have were ...

No responses provided